


Installing Debian/Ubuntu & Then Disk Unmounts - Debootstrap Error


You're here because you've landed yourself at the error below, stating that it could not find the codename for the release during an installation of Ubuntu or Debian. This is because the CD unmounted during your ISO install, so after provisioning the disks, it's no longer there and cannot continue. Follow below to fix it

Image not found or type unknown




Press enter/escape and head back onto the installer page, then going to "Execute a shell".

Image not found or type unknown



Press continue.

Image not found or type unknown



You're now in the BusyBox shell. Type "**blkid**" and find the CD drive. It's got the name of the ISO.

Image not found or type unknown



In this example, we can see it has the type **iso9660**, so we know that's the ISO, and the mount is **/dev/sr2**. Now simply mount it! **mount /dev/sr2 /cdrom**.

Make sure it's **/cdrom** as this is what the installer is looking for.


Type exit then press back on install.

Image not found or type unknown



Job done!

Image not found or type unknown



Revision #1

Created 19 December 2024 01:53:21 by JasmeowTheCat

Updated 14 January 2025 06:31:18 by JasmeowTheCat