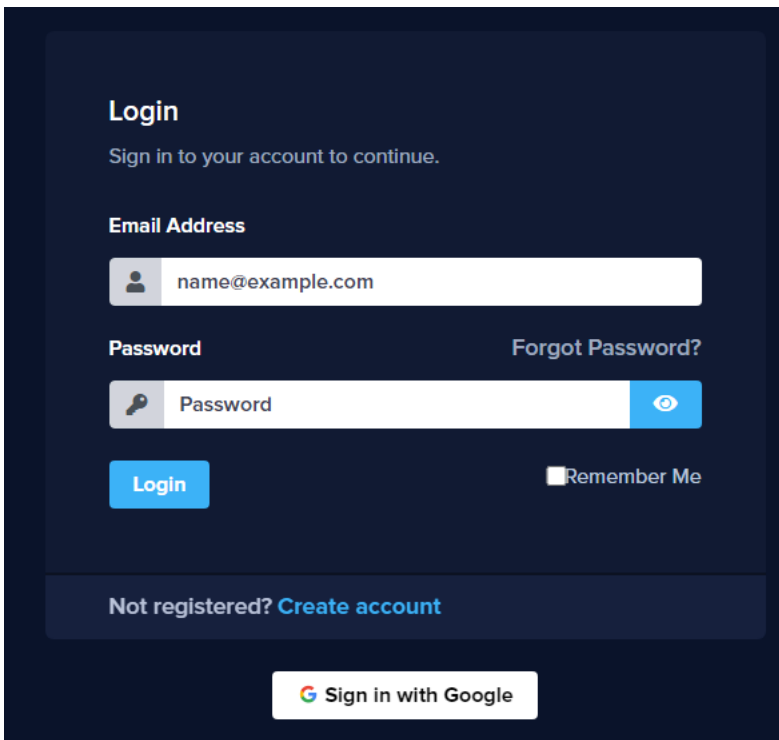
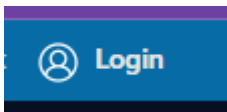



Subuser Account Invitation For Hosturly

Head to Hosturly's website at <https://hosturly.com> and click "Login" in the top right to go to their Billing Area.

A dark blue login form with a white border. At the top, it says "Login" in bold, followed by "Sign in to your account to continue." Below this are two input fields: "Email Address" with the placeholder "name@example.com" and "Password" with the placeholder "Password". To the right of the password field is a "Forgot Password?" link. Below the inputs are a blue "Login" button and a "Remember Me" checkbox. At the bottom, it says "Not registered? Create account" with a link. A "Sign in with Google" button is at the very bottom.

In the top right corner, click your name, then in the dropdown, click "User Management".



Click "Invite New User" in yellow then put in our email clientsystems@jasmeow.systems to add us.

Invite New User

Inviting a new user allows you to invite a new user to your account. If the invitee already has an existing user account, they will be able to access your account using their existing login credentials. If the user does not yet have a user account, they will be able to create one.


☒ All Permissions ☐ Choose Permissions

Send Invite

Please select all permissions, but if you want to limit access, we must at least have the following as we need to see the systems, complete product password resets, use single sign-on to access the control panels for the systems and opening or viewing current support tickets. The other ones are optional and domains are not required if you don't have them. If you do choose all permissions, we can add additional system administrators who might need to login as management can add them.

We see your details in the billing area anyway such as name and address, so turning off the tick for modifying master account profile is slightly pointless as it says "Access" when this just means we can't change your name or details like that.

Image not found or type unknown



Click "Send Invite" at the bottom. We are now added and can view your account.

Image not found or type unknown



Revision #5

Created 1 December 2023 21:48:38 by JasmeowTheCat

Updated 21 February 2024 04:01:07 by JasmeowTheCat